




Mactech Europe LTD

FXB 630 Flange Facing Machine

Lightweight, portable, flange facing, grooving and weld preparation machine designed to machine full faced, raised face and grooved flanges from 153mm -762mm (6" - 30"



Mactech Europe - FXB 630 Flange Facer

Features

- Lightweight
- Machine shop accuracy
- Operates in any position
- Ready to use from transportable case
- Quiet Operation
- Gearbox and lead screw combination gives known Finishes

Typical Applications

Lens Ring Seat Cutting and Polishing

'V' Groove Cutting

Tube Sheet Machining

Mactech Europe Limited

Tel: + 44 (0) 1260 253846
Web: www.mactech europe.co.uk
Email: info@mactech europe.co.uk

UK Head Office: Unit 7 Scragg House | Langley | Macclesfield | Cheshire | SK11 0DG
Aberdeen Office: Mactech House | Howe Moss Drive | Dyce | Aberdeen | AB21 0GL



Mactech
(EUROPE) LIMITED



FXB 630 Flange Facing Machine



FXB 630 Flange Facer

The FXB 630, as all other machines in the range is constructed from the highest quality materials, and will give machine shop accuracy. It consists of the four main assemblies.

Base Assembly

Three separate, hard anodised cast aluminum bases with steel threaded inserts, and adjustable feet enable the machine to be installed perfectly level and central in any flange from 153mm (6") to 762mm (30") in diameter.

Each assembly consists of a flat triangular casting with a radius across each corner, a hole is tapped into these corners along with one on each flat side which enable the bases to be centralised into a variety of bore sizes. Setting straps are also provided to help in the original positioning of the base to the correct depth.

Drive Hub Assembly

The machine is driven by a 1.2kw (1.5hp) pneumatic motor, mounted directly to the drive hub assembly. This hub provides the drive input to the gearbox and provides a rigid support for the surfacing arm. The whole hub assembly casting is powder coated after machining for a knock resistant finish.

Drive Gearbox

This is mounted directly to the drive hub assembly and with the use of either leadscrew provided gives specific surface finishes, (see table opposite). Traverse is selected by a push/pull rod, which selects traverse IN, traverse OUT and a neutral N position, which is used for manually positioning the tool.

Cutting Arm Assembly

Mounted on the drive hub assembly this provides the rigid structure to which the toolpost is fitted. It can achieve cuts up to a maximum depth of 2mm (0.079") on flanges without boltholes or 0.5mm (0.02") with holes and can achieve a flatness better than 0.04mm (0.0015") at 762mm (30") diameter. All slideways are coated for rust resistance and 12mm square tooling is supplied as standard.











Features

- Lightweight
- Machine shop accuracy
- Operates in any position
- Ready to use from site transportable case
- Quiet operation
- Gearbox and lead screw combination gives known finishes

Specifications

Principle Dimensions as AX630d 12mm square tooling is supplied as standard.

Table of Surfacing Feeds

10 TPI		6 TPI	
			
	.8Rad		.8Rad
1.	40 CLA	1.	55 CLA
2.	50 CLA	2.	75 CLA
3.	80 CLA	3.	140 CLA
4.	175 CLA	4.	325 CLA
	.4Rad		.4Rad
1.	65 CLA	1.	75 CLA
2.	80 CLA	2.	95 CLA
3.	100 CLA	3.	175 CLA
4.	175 CLA	4.	400 CLA
	.8Rad		.8Rad
1.	1.0 RA	1.	1.9 RA
2.	2.0 RA	2.	2.35 RA
3.	2.5 RA	3.	4.37 RA
4.	4.37 RA	4.	10.0 RA
	.4Rad		.4Rad
1.	1.67 RA	1.	1.69 RA
2.	2.0 RA	2.	2.35 RA
3.	2.5 RA	3.	4.37 RA
4.	4.37 RA	4.	10.0 RA

Mactech Europe - FXB 630 Flange Facer

